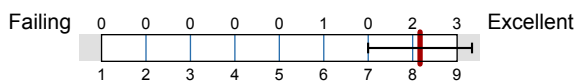




**R. CHU**  
**Evaluation of Instruction Program Report**  
 21F: MATH 266A DIS 1A: APPL ORD DIFF EQUAT  
 No. of responses = 6  
 Enrollment = 13  
 Response Rate = 46.15%

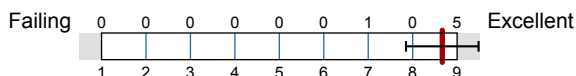
1. UCLA Department of Mathematics:

1.1) How would you rate your TA as an effective teacher?



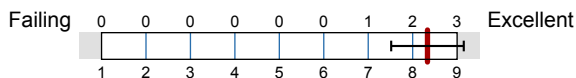
n=6  
 av.=8.17  
 md=8.5  
 dev.=1.17

1.2) How would you rate the availability and helpfulness of your TA outside of the classroom?



n=6  
 av.=8.67  
 md=9  
 dev.=0.82

1.3) What is your rating of this course independent of the effectiveness of the TA?



n=6  
 av.=8.33  
 md=8.5  
 dev.=0.82

2. Comments:

2.1) Please use the space provided for any comments you wish to make which are pertinent to the educational process. These may include all aspects of the course: teaching, examinations, grading, textbook, etc.

- Amazing TA who is readily available for questions. Discussion sections are well taught out, covering a recap of certain concepts and past-year qual problems, which are definitely effective!
- Pace of discussion can be too fast sometimes; very helpful during office hours.
- Raymond is a great TA. He is very knowledgeable in analysis and he delivers materials very clearly. He cares about teaching very much, and he is very helpful and happy to help. I would highly recommend him to my friends.

# Profile

Subunit: MATH  
 Name of the instructor: R. CHU  
 Name of the course: 21F: MATH 266A DIS 1A: APPL ORD DIFF EQUAT  
 (Name of the survey)

Values used in the profile line: Mean

1. UCLA Department of Mathematics:

1.1) How would you rate your TA as an effective teacher?	Failing		Excellent	n=6	av.=8.17
1.2) How would you rate the availability and helpfulness of your TA outside of the classroom?	Failing		Excellent	n=6	av.=8.67
1.3) What is your rating of this course independent of the effectiveness of the TA?	Failing		Excellent	n=6	av.=8.33