

## NUMERICAL METHODS FOR $p$ -HARMONIC FLOWS AND APPLICATIONS TO IMAGE PROCESSING\*

LUMINITA A. VESE<sup>†</sup> AND STANLEY J. OSHER<sup>†</sup>

**Abstract.** We propose in this paper an alternative approach for computing  $p$ -harmonic maps and flows: instead of solving a constrained minimization problem on  $S^{N-1}$ , we solve an unconstrained minimization problem on the entire space of functions. This is possible, using the projection on the sphere of any arbitrary function. Then we show how this formulation can be used in practice, for problems with both isotropic and anisotropic diffusion, with applications to image processing, using a new finite difference scheme.

**Key words.** energy minimization,  $p$ -harmonic maps,  $p$ -harmonic flows, directional diffusion, heat flow, total variation minimization, partial differential equations, finite differences, denoising

**AMS subject classifications.** 35, 49, 65

**PII.** S0036142901396715

**1. Introduction.** This paper is concerned with the minimization of constrained functionals, and in particular with  $p$ -harmonic maps. This problem has applications to liquid crystals, as well as to directional diffusion and chromaticity denoising.

Let  $\Omega \subset \mathbb{R}^M$  be an open and bounded domain, and let  $S^{N-1}$  be the unit sphere in  $\mathbb{R}^N$ , for  $M \geq 1$  and  $N \geq 2$ .

We first recall the following notations and terminology. The Euclidean norm of a vector  $y$  will be denoted by  $|\cdot|$ . The vector-valued function  $U : \Omega \rightarrow \mathbb{R}^N$  belongs to  $S^{N-1}$  if and only if  $|U(x)| = 1$ , a.e. (for almost every)  $x \in \Omega$ .

The component gradient  $\nabla U_i$  and its Euclidean norm are, respectively, defined by

$$\nabla U_i = \left( \frac{\partial U_i}{\partial x_1}, \frac{\partial U_i}{\partial x_2}, \dots, \frac{\partial U_i}{\partial x_M} \right), \quad |\nabla U_i| = \sqrt{\left( \frac{\partial U_i}{\partial x_1} \right)^2 + \left( \frac{\partial U_i}{\partial x_2} \right)^2 + \dots + \left( \frac{\partial U_i}{\partial x_M} \right)^2},$$

and the gradient matrix and its norm of the vector-valued function  $U$  are, respectively, defined by

$$\nabla U = \begin{pmatrix} \nabla U_1 \\ \vdots \\ \nabla U_N \end{pmatrix} = \begin{pmatrix} \frac{\partial U_1}{\partial x_1} & \dots & \frac{\partial U_1}{\partial x_M} \\ \vdots & & \vdots \\ \frac{\partial U_N}{\partial x_1} & \dots & \frac{\partial U_N}{\partial x_M} \end{pmatrix}, \quad |\nabla U| = \sqrt{\sum_{i=1}^N \sum_{j=1}^M \left( \frac{\partial U_i}{\partial x_j} \right)^2}.$$

For  $U : \Omega \rightarrow S^{N-1}$  and  $p \geq 1$ , we consider the  $p$ -energy

$$(1.1) \quad E_p(U) = \int_{\Omega} |\nabla U|^p dx,$$

---

\*Received by the editors October 17, 2001; accepted for publication (in revised form) May 13, 2002; published electronically December 13, 2002.

<http://www.siam.org/journals/sinum/40-6/39671.html>

<sup>†</sup>Department of Mathematics, University of California at Los Angeles, 405 Hilgard Avenue, Los Angeles, CA 90095-1555 (lvese@math.ucla.edu, sjo@math.ucla.edu). The research of the first author was supported by grants NSF ITR-0113439, NSF DMS-9973341, and ONR N00014-02-1-0015. The research of the second author was supported by grants NSF DMS-0074735 and ONR N00014-97-1-0027.

which is finite if  $U$  belongs to the Sobolev class

$$W^{1,p}(\Omega, S^{N-1}) = \{U \in W^{1,p}(\Omega, \mathbb{R}^N), |U| = 1 \text{ a.e.}\}.$$

Minimizing  $E_p$  over  $U : \Omega \rightarrow S^{N-1}$ , with associated boundary conditions on  $\partial\Omega$ , is a constrained minimization problem. Mappings which are stationary for  $E_p$  are called  $p$ -harmonic maps.

The associated boundary conditions can be, for example, the following:  $U|_{\partial\Omega}$  equals a given map in  $S^{N-1}(\partial\Omega)$ , or the Neumann boundary conditions  $\frac{\partial U}{\partial \bar{n}}|_{\partial\Omega} = 0$ , where  $\bar{n}$  denotes the exterior unit normal to  $\partial\Omega$ .

Many authors have studied harmonic maps between manifolds (existence, uniqueness or nonuniqueness, regularity; essentially most of them worked on the case  $p = 2$ ): Bethuel, Brezis, and Coron [5]; Bethuel, Brezis, and Helein [6], [7]; Schoen and Uhlenbeck [29], [30], [31]; Struwe [34], [35], [36]; Courilleau and Demengel [15]; Coron and Gulliver [14]; Brezis, Coron, and Lieb [8]; and others. There are fewer results for the case  $p = 1$  (for example by Giaquinta, Modica, and Soucek [19]).

We would also like to mention the following important contributions on harmonic maps for liquid crystals, both in theory and practice: Hardt, Kinderlehrer, and Luskin [20]; Lin and Luskin [24]; Cohen, Lin, and Luskin [12]; Cohen et al. [13]. The work on computational aspects of harmonic maps [13] was proposed before the analysis results on this problem. This paper deals with alternative formulations and numerical methods for computing harmonic maps.

There are difficulties finding numerically the minimizers or the  $p$ -harmonic maps, due to nonconvexity (the constraint  $|U(x)| = 1$  a.e. is not convex), nonregularity, and nonuniqueness of minimizers.

There are several classical approaches used to solve the minimization problem (1.1).

A first approach is to solve the Euler–Lagrange equations associated with the minimization problem. These consist of a set of coupled PDEs:

$$(1.2) \quad -\operatorname{div}(|\nabla U|^{p-2} \nabla U) = U |\nabla U|^p.$$

The above system of equations holds if and only if  $U \in S^{N-1}$ . However, in practice, the numerical solution does not necessarily satisfy the constraint  $|U| = 1$  everywhere. To correct the numerical error, several authors [18], [38], [39] replace the solution  $U_*^n$  obtained at each iteration  $n$  by  $U^n = \frac{U_*^n}{|U_*^n|}$ , but then the question is whether one still decreases the energy. In this framework, we also refer the reader to [13]. It is known [1] that the energy decrease is guaranteed after this renormalization if  $|U_*^n| \geq 1$ , but the behavior of the energy is not known if  $|U_*^n| < 1$ . Also, if we would like to extend this numerical procedure involving the projection at each step to other manifolds, then the energy decrease is guaranteed only when the manifold is the boundary of a convex set, and again if, in addition,  $U_*^n$  does not belong to the interior of that convex domain.

This problem has been solved in [1] for the  $S^2$  case and in three dimensions, where an interesting convergent algorithm is proposed, but it still involves a renormalization step at each iteration (ensuring now that the energy decreases after the renormalization step). Numerical methods for  $p$ -harmonic flows are also proposed in [18] and [13], again based on the renormalization procedure at each step.

The second classical approach is given by the Ginzburg–Landau functionals [6], [7]. Here, the problem is solved by approximation to eliminate the constraint. The minimization of the energy  $E_p$  from (1.1) under the constraint  $|U(x)| = 1$  a.e. is approxi-

mated by the unconstrained minimization of the following energies, as  $\varepsilon \rightarrow 0$ :

$$(1.3) \quad E_\varepsilon(U) = \int_\Omega |\nabla U|^p dx + \frac{1}{\varepsilon} \int_\Omega (1 - |U|^2)^2 dx.$$

In this paper, we introduce a different approach to solving minimization problems on  $S^{N-1}$ . We solve an unconstrained minimization problem on the entire space of functions and not only on  $S^{N-1}$ . The method uses the projection of an arbitrary function  $V$  to the sphere  $S^{N-1}$ . We will present our alternative approach for the case of  $S^{N-1}$ . Then we discuss how this approach can be extended to more general manifolds, and in particular to manifolds defined implicitly, via a level set function. By proposing numerical schemes in the  $S^1$  and  $S^2$  cases, we also show how our formulations can be used in practice, and in particular for applications to directional diffusion and color image denoising.

In the framework of image processing and directional diffusion, related works are [27], [33], [9], [38], [22], [39], [42], and [32], [23]. We also refer the reader to [17] for manifold constrained variational problems. In the framework of energy minimization with values in  $S^2$ , we refer the reader to [16], where the algorithm from [1] is applied in the presence of a data term.

Our main idea is as follows. For  $U : \Omega \rightarrow S^{N-1}$ , with  $\Omega \subset \mathbb{R}^M$ , consider  $V : \Omega \rightarrow \mathbb{R}^N \setminus \vec{0}$  such that

$$U = \frac{V}{|V|}.$$

We minimize without constraint the corresponding energy with respect to  $V$ :

$$(1.4) \quad \inf_V \left\{ F(V) = \int_\Omega \left| \nabla \left( \frac{V}{|V|} \right) \right|^p dx \right\},$$

and then we recover  $U$ , a minimizer of (1.1), projecting back on  $S^{N-1}$ , by  $U = \frac{V}{|V|}$ , where  $V$  is a minimizer of (1.4).

We would like to mention that the idea of solving constrained minimization problems for harmonic maps by associating unconstrained minimization problems has been used as a theoretical tool by Chen and Lin [10] and Struwe [37]. They find a smooth energy-minimizing harmonic map  $U$  as a weak limit of minimizers  $U_L$  to an unconstrained variational problem for  $L \rightarrow \infty$ .

The outline of the paper is as follows. In section 2, we consider the  $S^1$  case: we derive the Euler–Lagrange equations associated with the unconstrained minimization problem, and in subsection 2.1 we propose a numerical scheme for this case. Similarly, section 3 and subsection 3.1 are devoted to the  $S^2$  case. In section 4 we validate the proposed models and numerical schemes on several experimental results: in subsection 4.1, we consider the case with prescribed boundary conditions, and we make a comparison with the classical formulation (1.2) with the renormalization step at each iteration (we will see that, by the proposed approach, the numerical accuracy is improved in a test case where we know the exact solution); in subsection 4.2, we consider the case of directional diffusion, with Neumann boundary conditions, and applications to chromaticity denoising for color images. Finally, in section 5 we conclude with a discussion for more general manifolds.

**2. The  $S^1$  case.** To develop our main idea, let us first consider the particular case  $N = 2$  of  $S^1$ . Then, for  $U : \Omega \rightarrow S^1$ , consider  $V = (u, v) : \Omega \rightarrow \mathbb{R}^2$  such that  $U = \frac{V}{|V|}$ .

In order to obtain in an elegant way the Euler–Lagrange equations associated with the minimization problem (1.4), we consider the orientation formulation (which is not always equivalent with the directional formulation). Let  $U = (\cos \theta, \sin \theta)$ , and let  $V = (r \cos \theta, r \sin \theta)$ . Then  $u^2 + v^2 = r^2$ , and we have

$$\left| \nabla \left( \frac{V}{|V|} \right) \right|^2 = |\nabla \theta|^2.$$

For  $p = 2$  (the heat flow for harmonic maps), solving

$$\inf_{\theta} \int_{\Omega} |\nabla \theta|^2 dx,$$

and parameterizing the descent direction by an artificial time  $t$ , we obtain (denoting  $u_t = \frac{\partial u}{\partial t}$ ,  $v_t = \frac{\partial v}{\partial t}$ )

$$\theta_t = \Delta \theta, \quad r_t = 0.$$

Using

$$\theta = \tan^{-1} \left( \frac{v}{u} \right), \quad \nabla \theta = \frac{u \nabla v - v \nabla u}{u^2 + v^2},$$

we first deduce that

$$\frac{uv_t - vu_t}{u^2 + v^2} = \operatorname{div} \left( \frac{u \nabla v - v \nabla u}{u^2 + v^2} \right).$$

Now, using  $uu_t + vv_t = 0$  (from  $r_t = 0$ ), we obtain the associated Euler–Lagrange equations for  $p = 2$ :

$$(2.1) \quad u_t = -v \operatorname{div} \left( \frac{u \nabla v - v \nabla u}{u^2 + v^2} \right), \quad v_t = +u \operatorname{div} \left( \frac{u \nabla v - v \nabla u}{u^2 + v^2} \right).$$

For  $p = 1$  (the total variation minimization of Rudin, Osher, and Fatemi [28]), on solving

$$\inf_{\theta} \int_{\Omega} |\nabla \theta| dx,$$

we obtain

$$\theta_t = \operatorname{div} \left( \frac{\nabla \theta}{|\nabla \theta|} \right), \quad r_t = 0.$$

Then, in a similar way, the associated Euler–Lagrange equations for  $p = 1$  are

$$(2.2) \quad u_t = -v \operatorname{div} \left( \frac{u \nabla v - v \nabla u}{|u \nabla v - v \nabla u|} \right), \quad v_t = +u \operatorname{div} \left( \frac{u \nabla v - v \nabla u}{|u \nabla v - v \nabla u|} \right).$$

In the general case, i.e., for any  $p \geq 1$ , the corresponding linear system in  $u_t$  and  $v_t$  is

$$\begin{aligned} uu_t + vv_t &= 0, \\ \frac{uv_t - vu_t}{u^2 + v^2} &= \operatorname{div} \left[ \left( \frac{|u\nabla v - v\nabla u|}{u^2 + v^2} \right)^{p-2} \left( \frac{u\nabla v - v\nabla u}{u^2 + v^2} \right) \right]. \end{aligned}$$

Solving this linear system in the unknowns  $u_t$  and  $v_t$  yields similar equations in  $u$  and  $v$ , like those for the cases  $p = 2$  and  $p = 1$  from (2.1) and (2.2), respectively.

We will associate with the problems (2.1) and (2.2) initial conditions in the following form:  $u(0, x) = u_0(x)$  and  $v(0, x) = v_0(x)$  in  $\Omega$ ; at the boundary, we can prescribe either Dirichlet boundary conditions  $V(t, x)/|V(t, x)| = F(x)$ , with  $F : \partial\Omega \rightarrow S^1$  given, for  $t \geq 0$  and  $x \in \partial\Omega$ ; or Neumann boundary conditions  $\frac{\partial u}{\partial \bar{n}} = 0$  and  $\frac{\partial v}{\partial \bar{n}} = 0$  on  $\partial\Omega$ .

We could add data terms in the energy, as in [9] or [16].

*Remark.* With these formulations, with both  $p = 1$  and  $p = 2$  (and, in fact, for any  $p \geq 1$ ), we always have, for any fixed  $x \in \Omega$ ,  $u(t, x)u_t(t, x) + v(t, x)v_t(t, x) = 0$ , or  $u^2(t, x) + v^2(t, x) = \text{constant}$  in time for fixed  $x$ .

*Remark.* Note that we have used an artificial time, even if we compute a stationary solution of the problem. This is a common technique, and this artificial time represents a parameterization of the descent direction. It can be shown, in general, that the energy is decreasing in time, under such a time-dependent flow, for both Dirichlet or Neumann boundary conditions (as explained in detail in the appendix).

**2.1. The numerical algorithm for the  $S^1$  case.** To discretize the systems (2.1) and (2.2), we use finite differences. Assume for simplicity that  $U : [0, 1]^M \rightarrow S^1$ , let  $h$  be the space step, and let  $\Delta t$  be the time step. We denote by  $u^n$  and  $v^n$  the approximations of  $u(n\Delta t, x)$  and of  $v(n\Delta t, x)$ , respectively, where  $x$  is a grid point. (To simplify the notation, we will not explicitly indicate the discrete point  $x_{i,j}$  where the approximation is considered; for instance, if  $M = 2$ ,  $u^n$  means  $u^n_{i,j}$ , etc.; similarly, any expression of the form  $(E)^n$  denotes an approximation of the quantity  $E$  at  $(n\Delta t, x)$ , at the same discrete point  $x$ ; this notational convention will allow us to consider any dimension  $M \geq 1$ .)

We use the following semi-implicit scheme for (2.1) ( $p = 2$ ):

$$\begin{aligned} \frac{u^{n+1} - u^n}{\Delta t} &= -\frac{v^{n+1} + v^n}{2} \left[ \operatorname{div} \left( \frac{u\nabla v - v\nabla u}{u^2 + v^2} \right) \right]^n, \\ \frac{v^{n+1} - v^n}{\Delta t} &= +\frac{u^{n+1} + u^n}{2} \left[ \operatorname{div} \left( \frac{u\nabla v - v\nabla u}{u^2 + v^2} \right) \right]^n, \end{aligned}$$

and similarly for (2.2) ( $p = 1$ ).

Denoting by  $(Div)^n$  an approximation of the expression  $\operatorname{div} \left( \frac{u\nabla v - v\nabla u}{u^2 + v^2} \right)$  evaluated at  $(n\Delta t, ih, jh, \dots)$ , and solving the previous algebraic system in  $u^{n+1}$  and  $v^{n+1}$ , we obtain, for both  $p = 1$  and  $p = 2$ ,

$$\begin{aligned} u^{n+1} &= \frac{u^n - \left( 2v^n + u^n \frac{\Delta t (Div)^n}{2} \right) \frac{\Delta t (Div)^n}{2}}{1 + \left( \frac{\Delta t (Div)^n}{2} \right)^2}, \\ v^{n+1} &= \frac{v^n + \left( 2u^n - v^n \frac{\Delta t (Div)^n}{2} \right) \frac{\Delta t (Div)^n}{2}}{1 + \left( \frac{\Delta t (Div)^n}{2} \right)^2}. \end{aligned}$$

To discretize the expression  $\operatorname{div}\left(\frac{u\nabla v - v\nabla u}{u^2 + v^2}\right)$ , we use the finite difference scheme proposed in [28] for  $\operatorname{div}\left(\frac{\nabla u}{|\nabla u|}\right)$  and which has also been used in [2] for a more general case.

*Remark.* As in the continuous case, it is easy to verify that the numerical solution exactly satisfies

$$(u^{n+1})^2 + (v^{n+1})^2 = (u^n)^2 + (v^n)^2$$

at any grid point  $x$ . This proves that the scheme produces bounded solutions independent of the relation between  $\Delta t$  and  $h$ .

*Remark.* Note that we do not need to apply a renormalization step at every iteration. Only in the end of the algorithm we let  $U = \frac{V}{|V|}$ , with  $V = (u, v)$ . Note also that if the initial data  $V_0 = (u_0, v_0)$  already satisfies  $|V_0| = 1$  everywhere, then, due to the previous remark, this equality will be preserved in time, and therefore, in the end, the numerical solution  $U$  will be directly given by  $V$ . (In other words, in this case, there is no need to renormalize  $V$  at the steady state; we will simply have  $U = V$ .)

*Remark.* Although the solutions remain bounded regardless of the magnitude of  $\Delta t$ , the numerical domain of dependence of  $u^{n+1}$ ,  $v^{n+1}$  is such that convergence for  $p = 2$  is possible only if  $\Delta t \leq Ch^2$ . This follows from the fact that  $\theta$  satisfies the heat equation. We verified this by numerical experiments, and found that the quantity  $\theta$  is noisy if  $\Delta t$  is too large, although the solution is bounded. (See Figure 7 for a comparison of results obtained for several values of  $\Delta t$ .) Convergence for  $p = 1$  requires a more restrictive constraint on  $\Delta t$ , typical of that for total variation minimization [28] in  $\theta$ .

*Remark.* Note that additional penalty terms obtained by imposing constraints on  $V$  or on  $\frac{V}{|V|}$  could be added to the energy or to the Euler–Lagrange equations without any difficulty.

**3. The  $S^2$  case.** We will follow the same idea as in the previous case, in order to derive the Euler–Lagrange equations associated with the unconstrained minimization problem (1.4), for any  $M \geq 1$  and  $N = 3$ .

Using spherical coordinates, we let

$$U = (\cos \theta_1 \cos \theta_2, \cos \theta_1 \sin \theta_2, \sin \theta_1) \in S^2$$

and

$$V = (r \cos \theta_1 \cos \theta_2, r \cos \theta_1 \sin \theta_2, r \sin \theta_1) = (u, v, w).$$

We then have  $r^2 = u^2 + v^2 + w^2$ ,

$$\theta_1 = \tan^{-1} \left( \frac{w}{\sqrt{u^2 + v^2}} \right), \quad \theta_2 = \tan^{-1} \left( \frac{v}{u} \right),$$

and it can be shown that

$$|\nabla U|^2 = |\nabla \theta_1|^2 + \cos^2 \theta_1 |\nabla \theta_2|^2.$$

Let us consider first the case  $p = 2$ . From

$$\inf_{\theta_1, \theta_2} \int_{\Omega} |\nabla \theta_1|^2 + \cos^2 \theta_1 |\nabla \theta_2|^2 dx,$$

we obtain (parameterizing the descent directions by an artificial time  $t$ )

$$(3.1) \quad \theta_{1,t} = \Delta\theta_1 + \sin\theta_1 \cos\theta_1 |\nabla\theta_2|^2,$$

$$(3.2) \quad \theta_{2,t} = \operatorname{div}(\cos^2\theta_1 \nabla\theta_2).$$

Let us denote by  $E_1$  and  $E_2$ , respectively, the expressions on the right-hand sides of (3.1) and (3.2), i.e.,

$$(3.3) \quad \theta_{1,t} = E_1, \quad \theta_{2,t} = E_2.$$

Again, from  $r_t = 0$ , we deduce that

$$(3.4) \quad uu_t + vv_t + ww_t = 0.$$

Computing and using

$$(3.5) \quad \nabla\theta_1 = \frac{(u^2 + v^2)(\nabla w) - uw(\nabla u) - vw(\nabla v)}{(u^2 + v^2 + w^2)\sqrt{u^2 + v^2}},$$

$$(3.6) \quad \nabla\theta_2 = \frac{u(\nabla v) - v(\nabla u)}{u^2 + v^2},$$

we can then express  $E_1$  and  $E_2$  as functions of  $(u, v, w)$  by

$$E_1 = \Delta\theta_1 + \frac{w\sqrt{u^2 + v^2}}{u^2 + v^2 + w^2} |\nabla\theta_2|^2, \quad E_2 = \operatorname{div} \left( \frac{u(\nabla v) - v(\nabla u)}{u^2 + v^2 + w^2} \right).$$

On the other hand, we have

$$\theta_{1,t} = \frac{(u^2 + v^2)w_t - uww_t - vvv_t}{(u^2 + v^2 + w^2)\sqrt{u^2 + v^2}}, \quad \theta_{2,t} = \frac{uv_t - vu_t}{u^2 + v^2}.$$

We now consider the system formed by (3.3), (3.4) in the unknowns  $u_t$ ,  $v_t$ , and  $w_t$ :

$$uu_t + vv_t + ww_t = 0, \quad \frac{(u^2 + v^2)w_t - uww_t - vvv_t}{(u^2 + v^2 + w^2)\sqrt{u^2 + v^2}} = E_1, \quad \frac{uv_t - vu_t}{u^2 + v^2} = E_2.$$

Solving this linear system in the unknowns  $u_t$ ,  $v_t$ , and  $w_t$ , we deduce the associated Euler–Lagrange equations

$$(3.7) \quad u_t = -\frac{uw}{\sqrt{u^2 + v^2}} E_1 - vE_2,$$

$$(3.8) \quad v_t = -\frac{vw}{\sqrt{u^2 + v^2}} E_1 + uE_2,$$

$$(3.9) \quad w_t = \sqrt{u^2 + v^2} E_1.$$

For the case  $p = 1$  of the total variation minimization of Rudin, Osher, and Fatemi [28], we consider first the problem in  $\theta = (\theta_1, \theta_2) \in [-\frac{\pi}{2}, \frac{\pi}{2}]^2$ :

$$\inf_{\theta_1, \theta_2} \int_{\Omega} \sqrt{|\nabla\theta_1|^2 + \cos^2\theta_1 |\nabla\theta_2|^2} dx,$$

which yields the equations

$$\begin{aligned} \theta_{1,t} &= \operatorname{div} \left( \frac{\nabla \theta_1}{\sqrt{|\nabla \theta_1|^2 + \cos^2 \theta_1 |\nabla \theta_2|^2}} \right) + \frac{\sin \theta_1 \cos \theta_1 |\nabla \theta_2|^2}{\sqrt{|\nabla \theta_1|^2 + \cos^2 \theta_1 |\nabla \theta_2|^2}}, \\ \theta_{2,t} &= \operatorname{div} \left( \cos^2 \theta_1 \frac{\nabla \theta_2}{\sqrt{|\nabla \theta_1|^2 + \cos^2 \theta_1 |\nabla \theta_2|^2}} \right). \end{aligned}$$

Denoting again by  $E_1$  and  $E_2$  the expressions on the right-hand sides of the above equations (corresponding now to the case  $p = 1$ ), these can be expressed as functions of  $(u, v, w)$  using (3.5) and (3.6). The Euler–Lagrange equations for the case  $p = 1$ , in  $(u, v, w)$ , are therefore as in (3.7)–(3.9) but with the corresponding differential operators  $E_1$  and  $E_2$  for  $p = 1$ .

**3.1. The numerical algorithm for the  $S^2$  case.** The expressions  $E_1$  and  $E_2$  are discretized following [28] and [2] for both  $p = 1$  and  $p = 2$ . (We will still denote their discretizations at a given point by  $E_1$  and  $E_2$ .)

Let us denote by  $u^n, v^n, w^n$  the discrete solutions at a discrete point in two or three dimensions (but without writing  $u^n_{i,j}$  or  $u^n_{i,j,k}$ , for simplicity). We discretize the system (3.7)–(3.9) using the following implicit scheme:

$$\begin{aligned} u^{n+1} &= u^n - \frac{\Delta t}{\sqrt{(u^n)^2 + (v^n)^2}} u^n \left( \frac{w^{n+1} + w^n}{2} \right) E_1 - \left( \frac{v^{n+1} + v^n}{2} \right) E_2 \Delta t, \\ v^{n+1} &= v^n - \frac{\Delta t}{\sqrt{(u^n)^2 + (v^n)^2}} v^n \left( \frac{w^{n+1} + w^n}{2} \right) E_1 + \left( \frac{u^{n+1} + u^n}{2} \right) E_2 \Delta t, \\ w^{n+1} &= w^n + \Delta t \sqrt{(u^n)^2 + (v^n)^2} E_1. \end{aligned}$$

We will use the notations

$$A = \frac{E_1 \Delta t}{2\sqrt{(u^n)^2 + (v^n)^2}}, \quad B = \frac{E_2 \Delta t}{2}, \quad C = \Delta t \sqrt{(u^n)^2 + (v^n)^2} E_1.$$

The linear system in  $u^{n+1}, v^{n+1}, w^{n+1}$  is nonsingular and has the unique solution

$$u^{n+1} = \frac{R_1 - BR_2}{1 + B^2}, \quad v^{n+1} = \frac{R_2 + BR_1}{1 + B^2}, \quad w^{n+1} = w^n + C,$$

where  $R_1 = u^n - Au^n(2w^n + C) - v^n B$  and  $R_2 = v^n - Av^n(2w^n + C) + u^n B$ .

*Remark.* The numerical scheme will exactly satisfy the relation

$$(u^{n+1})^2 + (v^{n+1})^2 + (w^{n+1})^2 = (u^n)^2 + (v^n)^2 + (w^n)^2$$

at each grid point, if in the above discretizations the expression  $\sqrt{(u^n)^2 + (v^n)^2}$  is replaced by  $\sqrt{u^n \left( \frac{u^n + u^{n+1}}{2} \right) + v^n \left( \frac{v^n + v^{n+1}}{2} \right)}$ , but this yields a nonlinear system in the unknowns  $u^{n+1}, v^{n+1}$ , and  $w^{n+1}$ , which could be solved by a fixed-point iteration.

**4. Numerical experiments.** In this section we present numerical experiments in the cases  $M = 2, N = 2$ , and  $M = 2, 3$  and  $N = 3$ . We will consider the cases with Dirichlet boundary conditions (subsection 4.1) and Neumann boundary conditions (subsection 4.2).



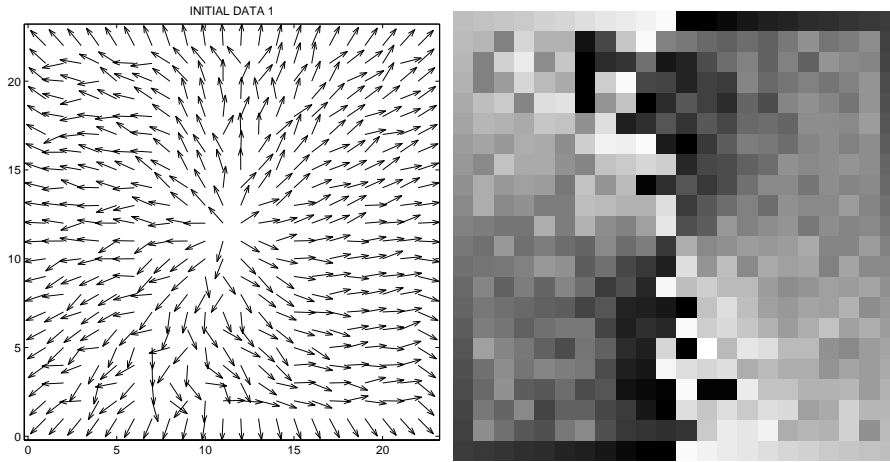


FIG. 1. Left: initial condition for the Dirichlet problem, as a perturbation of  $\frac{x-x_0}{|x-x_0|}$  in  $(0, 1)^2$ , given by (4.1)–(4.2), and agreeing with  $\frac{x-x_0}{|x-x_0|}$  at the boundary, where  $x_0 = (0.5, 0.5)$ . Right: corresponding initial angle  $\theta = \tan^{-1}\left(\frac{v^0}{u^0}\right)$ .

**4.1. Numerical results for prescribed boundary conditions.** In the  $S^1$  case, we first consider the Dirichlet problem, with the boundary condition  $U(x) = \frac{x-x_0}{|x-x_0|}$  on  $\partial\Omega$ , with  $x_0 = (0.5, 0.5)$ , where  $\Omega = (0, 1)^2$ . In this case, it is known that the map  $x \mapsto \frac{x-x_0}{|x-x_0|}$  is an exact solution and minimizer in  $\bar{\Omega}$ . We will show that the numerical solution has the correct behavior, approximating very well the exact solution.

Following [13], an initial condition  $V^0 = (u^0, v^0)$  inside  $\Omega$  can be a perturbation of  $\frac{x-x_0}{|x-x_0|}$  (shown in Figure 1, after normalization):

$$(4.1) \quad u^0(x_1, x_2) = \frac{x_1 - .5}{|x - x_0|} + .6(1 + x_1^2 - x_2^2) - .8\eta,$$

$$(4.2) \quad v^0(x_1, x_2) = \frac{x_2 - .5}{|x - x_0|} + .6(x_1 - 2x_2) + .8\eta,$$

for all  $(x_1, x_2) \in \Omega$ , where  $\eta$  is random noise.

We will also consider another initial condition in this case, defined using the distance function to the boundary as follows: for  $(x, y) \in \Omega$ , find  $(x_b, y_b) \in \partial\Omega$  as the closest point to the boundary  $\partial\Omega$  from  $(x, y)$ . Then let  $(u^0(x, y), v^0(x, y)) = U(x_b, y_b)$ , where  $U$  defines the boundary conditions on  $\partial\Omega$ . (This second initial condition is shown in Figure 2.)

We now consider the case  $p = 2$  for these two initial conditions. For the initial data 1, we also compare the results (the error and the energy decrease) with the classical harmonic map formulation with numerical renormalization at each time step by solving the semidiscrete problem (using central difference approximations for the space derivatives, and with the same prescribed boundary conditions and the same time and space steps):

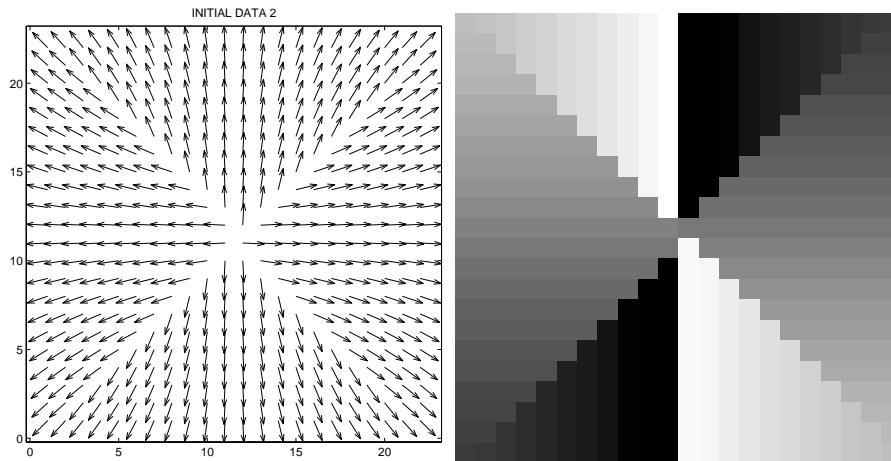


FIG. 2. Left: another initial condition for the Dirichlet problem, constructed using the closest point to the boundary, and agreeing with  $\frac{x-x_0}{|x-x_0|}$  at the boundary, where  $x_0 = (0.5, 0.5)$ . Right: corresponding initial angle  $\theta = \tan^{-1}\left(\frac{v^0}{u^0}\right)$ .

$$\begin{aligned}\frac{u_*^{n+1} - u^n}{\Delta t} &= \Delta u^n + u^n \left[ (u_x^n)^2 + (u_y^n)^2 + (v_x^n)^2 + (v_y^n)^2 \right], \\ \frac{v_*^{n+1} - v^n}{\Delta t} &= \Delta v^n + v^n \left[ (u_x^n)^2 + (u_y^n)^2 + (v_x^n)^2 + (v_y^n)^2 \right], \\ (u^{n+1}, v^{n+1}) &= \frac{(u_*^{n+1}, v_*^{n+1})}{|(u_*^{n+1}, v_*^{n+1})|}.\end{aligned}$$

We show the energy decrease and the error versus iterations for the results obtained with the classical harmonic maps applied to the initial data 1, and with the proposed model applied to both initial data 1 and 2 (see Figure 3). Using the proposed model, the error is much smaller. Also, note that the initial data 2 produces a result very fast. For both initial data 1 and 2, by our proposed model, the numerical solution  $U(x) = \frac{V(x)}{|V(x)|}$  at the steady state approximates very well the exact solution  $\frac{x-x_0}{|x-x_0|}$  in  $\Omega = [0, 1]^2$ , and it is better than using the classical harmonic map scheme with the renormalization at each step.

The results obtained with the proposed model for  $p = 2$ , for both data, are shown in Figure 4, together with the angle  $\theta = \tan^{-1}\left(\frac{v}{u}\right)$ .

Corresponding results obtained with the proposed model for  $p = 1$  are shown in Figures 5 and 6.

In Figure 7 we show the angle  $\theta = \tan^{-1}\left(\frac{v}{u}\right)$ , obtained with the initial data 1, for  $p = 2$ , at the steady state using the proposed model, for different decreasing values of  $\Delta t$ . This test proves again that if  $\Delta t$  is too large, then  $\theta$  is noisy, but the numerical solution  $(u^n, v^n)$  remains bounded. Similar results can be obtained for  $p = 1$ , with a slightly stronger condition on  $\Delta t$ , to guarantee the stability of the numerical scheme.

We show next a numerical result for maps with values in  $S^2$  in the three-dimensional case. Following [1], we perform a test, which shows again that, for the Dirichlet boundary conditions, the numerical solution approximates well the exact solution for  $p = 2$ : in Figure 8, the initial data is to the left, and the result is on the right. We see that the singularity has moved in the center of the domain, this being therefore

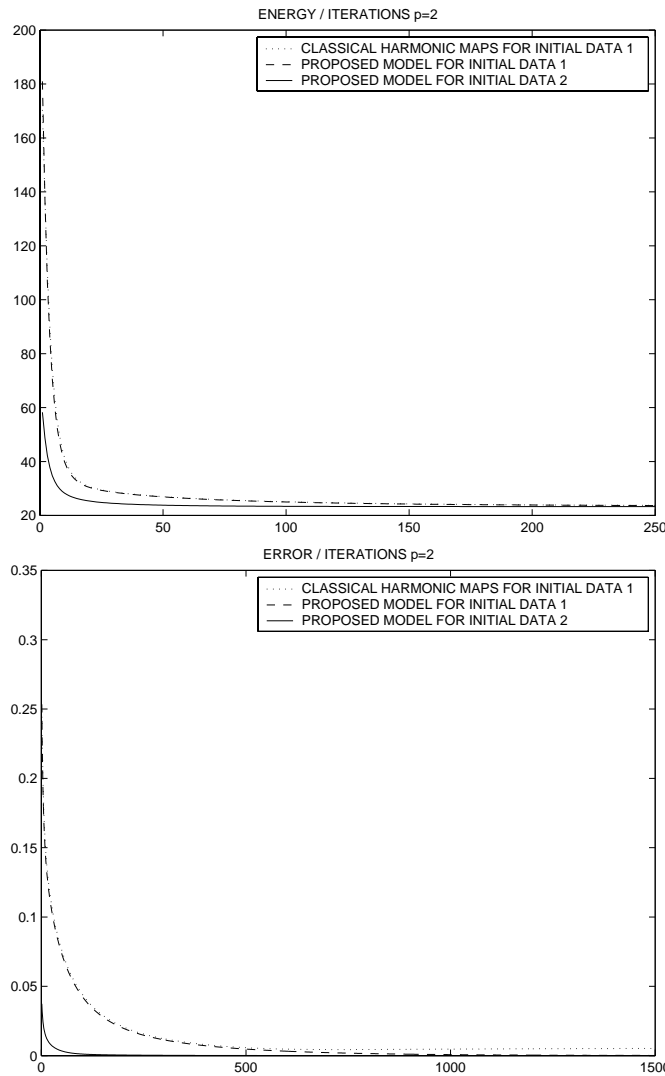


FIG. 3. Energy and error versus iterations, for the classical harmonic map scheme applied to the initial data 1, and for the proposed model applied to both initial data 1 and 2. Note a much better accuracy obtained with the proposed model, compared with the classical formulation (we use the same  $\Delta t = 0.0001$ ,  $h = 1./21$ ), for both formulations.

an approximation of  $\frac{x-x_0}{|x-x_0|}$ , with  $x_0 = (0.5, 0.5, 0.5)$ .

**4.2. Application to directional denoising and color image denoising.**

Next, we consider the case with Neumann boundary conditions. For the initial data in Figure 9, the results for  $p = 1$  and  $p = 2$  are presented in Figure 10. Note that, for  $p = 1$  (left), the “edges” are very well preserved, thanks to the total variation minimization [28], while denoising in the homogeneous regions. (We show the results at the steady state and without any fitting term.)

Finally, we show applications more related to denoising of color RGB images. In the first test (Figure 11), we consider a map from  $\mathbb{R}^2 \rightarrow S^2$ , but instead of vectors




FIG. 4. Left: numerical result, approximating well the exact solution and minimizer for  $p = 2$ , with Dirichlet boundary conditions ( $\Delta t = 0.0001$ ,  $h = 1/21$ ). Right: corresponding angle  $\theta = \tan^{-1} \left( \frac{v}{u} \right)$ .

we plot colors, using the rectangular color space RGB: in Figure 11 (left), we show an initial image of noisy directions. (The components of the unit vector  $(u, v, w)$  are visualized as channels in a color RGB picture.) We show in Figure 11 (middle and right) two numerical results in the case of directional diffusion, with  $p = 1$  (middle) and  $p = 2$  (right), with Neumann boundary conditions. As expected, in the case of the total variation [28], the edges are well preserved, while these are smeared out with the heat flow.

We end the paper with an application to denoising of color RGB images. We consider a color image  $I = (I_R, I_G, I_B) \in \mathbb{R}^3$  from which we can extract the intensity or brightness  $|I| = \sqrt{I_R^2 + I_G^2 + I_B^2}$  and the chromaticity

$$\frac{I}{|I|} = \left( \frac{I_R}{\sqrt{I_R^2 + I_G^2 + I_B^2}}, \frac{I_G}{\sqrt{I_R^2 + I_G^2 + I_B^2}}, \frac{I_B}{\sqrt{I_R^2 + I_G^2 + I_B^2}} \right) \in S^2.$$

Let us assume that noise has been added to the image but only to the chromaticity  $\frac{I}{|I|}$ .




FIG. 5. *Left: numerical result, approximating well the exact solution and minimizer for  $p = 1$ , with Dirichlet boundary conditions ( $\Delta t = 0.00001$ ,  $h = 1/21$ ). Right: corresponding angle  $\theta = \tan^{-1} \left( \frac{v}{u} \right)$ .*

Then we can apply the above directional denoising method, with  $p = 1$ , to the chromaticity. (In this test case, we do not add noise to the brightness  $|I|$ .) If noise were also added to the brightness, then this could have been denoised, for example, with the corresponding total variation minimization [28] or any other anisotropic diffusion PDE. With the processed result, we obtain a denoised version of the image, using the unchanged brightness. We mention that the idea of decomposing a color RGB image into its brightness and chromaticity, and processing these two quantities separately, has been already used in other works (for example in [21], [40], [41], [38], [39], [9], [32], [23], [33]).

This type of application is illustrated in the last numerical example. In Figure 12, we show an original color RGB image  $I = (I_R, I_G, I_B) \in \mathbb{R}^3$  (left), a noisy version (middle), where only the directions  $\frac{I}{|I|}$  (the chromaticity) were noisy, keeping the brightness  $|I|$  or magnitude of the vectors unchanged, and a denoised version obtained with  $p = 1$  (right), where only the chromaticity or directions were denoised, keeping the brightness or magnitude unchanged from the original image, equal to  $|I|$ .

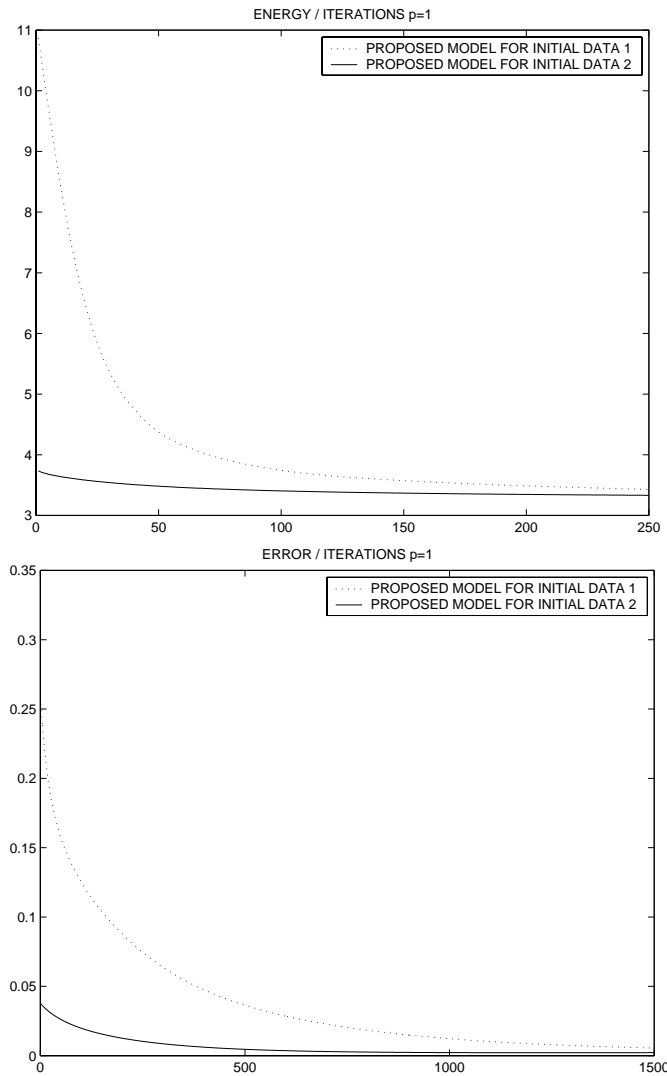


FIG. 6. Energy and error versus iterations for  $p = 1$  with Dirichlet boundary conditions, corresponding to the results in Figure 5.

**5. Concluding remarks and discussions for more general manifolds.** In this paper, we have proposed an alternative approach for computing harmonic maps and harmonic flows. We have illustrated the proposed methods by experimental results and comparisons with classical schemes, and applications to directional diffusion and image processing.

It is easy to see that the minimization problems (1.1) and (1.4) have the same infimum, and that solving one problem yields a minimizer for the other one, and vice versa. Of course we cannot expect to have uniqueness of minimizers for (1.4), because  $\lambda V$  is a minimizer for any nonzero constant  $\lambda$  if  $V$  is a minimizer. Showing the existence of minimizers for (1.4) may be a difficult problem, because the energy is not convex. We have also posed the following question: given Dirichlet boundary




FIG. 7. The angle  $\theta = \tan^{-1} \left( \frac{v}{u} \right)$  at the steady state for  $p = 2$ , obtained using the proposed model with Dirichlet boundary conditions, for decreasing values of  $\Delta t$ . (If  $\Delta t$  is too large,  $\theta$  is noisy, but the numerical solution  $(u^n, v^n)$  always remains bounded.)

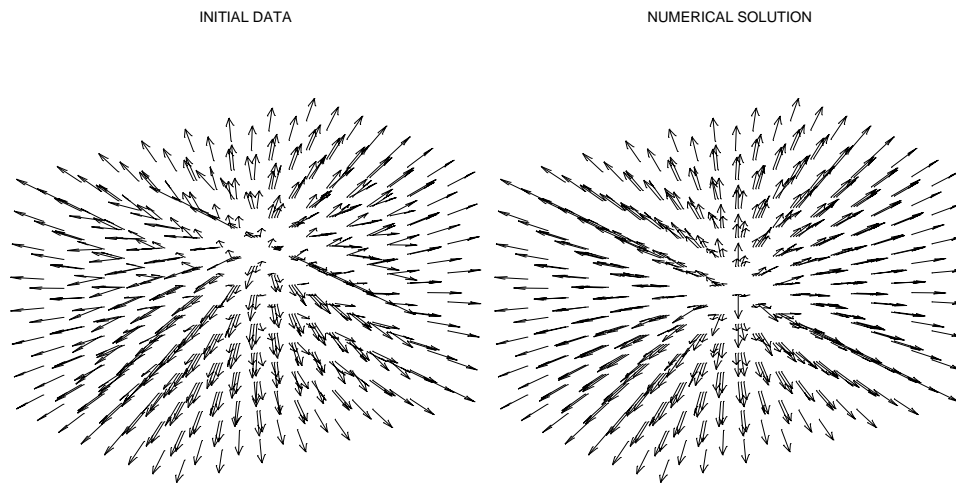


FIG. 8. Top: initial flow  $\frac{x-x_1}{|x-x_1|}$  from  $(0,1)^3$  into  $S^2$  with prescribed Dirichlet boundary conditions equal to  $\frac{x-x_0}{|x-x_0|}$ , where  $x_0 = (0.5, 0.5, 0.5)$  and  $x_1 = (0.64, 0.64, 0.64)$ . Bottom: numerical solution obtained for  $p = 2$ . The singularity has moved to the center of the domain, approximating well the exact solution and minimizer ( $\Delta t = 0.00001, h = 1/7$ ).

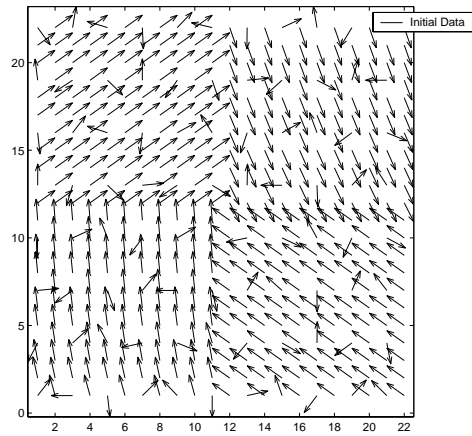


FIG. 9. Initial noisy data for the case with Neumann boundary conditions.

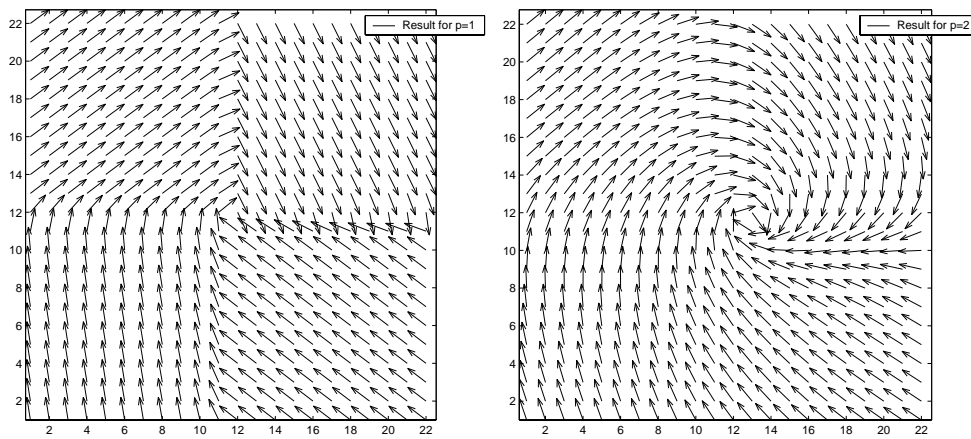


FIG. 10. Numerical results with the initial noisy data from Figure 9, for Neumann boundary conditions and  $p = 1$  (left), with  $\Delta t = 0.00005$ ,  $h = 1$ , steady state, and  $p = 2$  (right), with  $\Delta t = 0.00005$ ,  $h = 1$ , steady state.

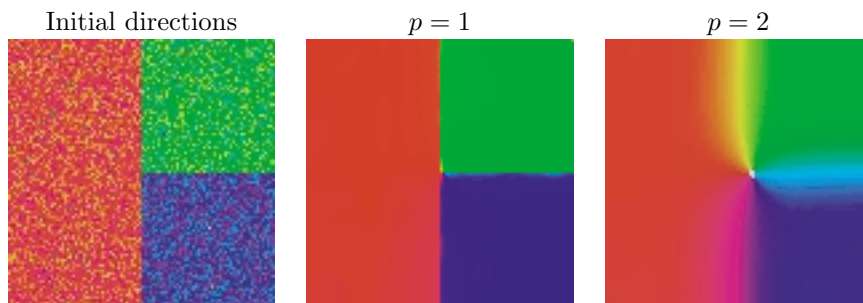


FIG. 11. Directions denoising with  $p = 1$  (middle) and  $p = 2$  (right). The unit vectors are represented as RGB colors ( $\Delta t = 0.01$ ,  $h = 1$ ).



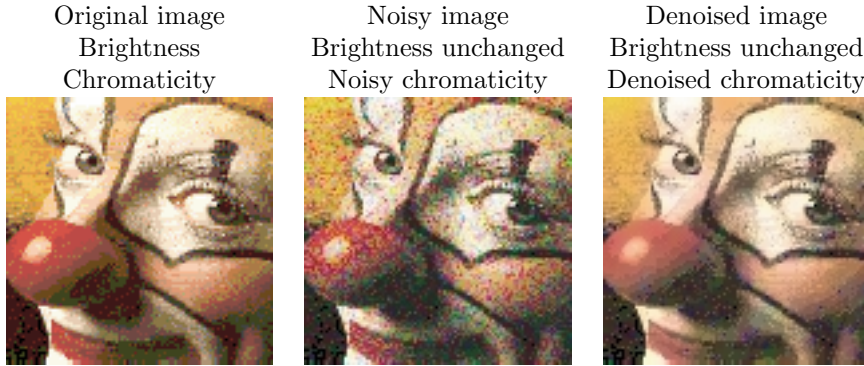


FIG. 12. Chromaticity denoising with  $p = 1$ . The brightness is kept unchanged from the original image ( $\Delta t = 0.01$ ,  $h = 1$ , 50 iterations).

conditions on  $\partial\Omega$ , what would be a good initial condition in  $\Omega$  to guarantee a fast computation of a minimizer? (To find a particular initial condition, we have used the distance function to the boundary  $\partial\Omega$ , although perhaps other choices could also be constructed.)

This method can be extended to more general manifolds. For instance, if we consider a manifold  $\mathcal{M} \subset \mathbb{R}^N$ , then the associated constrained minimization problem can be formulated as follows:

$$\inf_{U:\Omega \rightarrow \mathcal{M}} F(U) = \int_{\Omega} |\nabla U|^p dx.$$

The proposed method for the case when  $\mathcal{M} = S^{N-1}$  can be extended to such general cases if we assume, for example, that  $\mathcal{M}$  can be represented implicitly, via a level set function, given by the signed distance function to  $\mathcal{M}$ , from any other point in  $\mathbb{R}^N$ . (We refer the reader to [26] for definitions and dynamics of closed hypersurfaces defined implicitly, via level set functions and signed distance functions.) Then we can write  $\mathcal{M} = \{x \in \mathbb{R}^N : d(x) = 0\}$ , where  $d$  is the signed distance function to  $\mathcal{M}$  (in particular a Lipschitz function, taking real values). To any  $U : \Omega \rightarrow \mathcal{M}$ , we associate  $V : \Omega \rightarrow \mathbb{R}^N$  such that  $U$  is the projection of  $V$  on the manifold  $\mathcal{M}$ . This can be done using the closest point or the projection  $U = V - d(V)\nabla_V d(V)$ , and we have  $d(U) = 0$ . Then we can associate the unconstrained minimization problem

$$\inf_{V:\Omega \rightarrow \mathbb{R}^N} \int_{\Omega} |\nabla(V - d(V)\nabla_V d(V))|^p dx.$$

This is a generalization of the case  $\mathcal{M} = S^{N-1}$ , because in this case we have  $d(V) = |V| - 1$ , and  $V - d(V)\nabla_V d(V) = \frac{V}{|V|}$ . We plan to consider in the future the solution of this general unconstrained minimization problem.

We would like to mention that the case of more general manifolds, and in particular of manifolds defined implicitly, has been considered in [3], [4] for the manifold of origin and in [25] for the target manifold, but using different formulations.

We would also like to mention that the idea of solving constrained minimization problems for harmonic maps by associating unconstrained minimization problems has been used as a theoretical tool by Chen and Lin [10], Chen and Struwe [11], and Struwe [37]. They find a smooth energy-minimizing harmonic map  $U$  as a weak limit

of minimizers  $U_L$  to an unconstrained variational problem for  $L \rightarrow \infty$ . They construct in a different way the unconstrained variational problems.

**Appendix.** We show here that, parameterizing the descent direction by an artificial time, the energy is still decreasing under the associated flow. (See the last remark from subsection 2.1.) We show this property in a general framework. In order to solve the minimization problem

$$\inf_{u_1, \dots, u_N} \int_{\Omega} f(u_1, \dots, u_N, \nabla u_1, \dots, \nabla u_N) dx,$$

where  $\Omega \subset \mathbb{R}^N$ ,  $x = (x_1, \dots, x_M) \in \mathbb{R}^M$ , we associate the time-dependent coupled PDEs for  $1 \leq i \leq N$  (the functions  $u_i$  take real values, and we use the notations  $u = (u_1, \dots, u_N)$ ,  $\nabla u = (\nabla u_1, \dots, \nabla u_N)$ ,  $(u_i)_{x_j} = \frac{\partial u_i}{\partial x_j}$ ):

$$\frac{\partial u_i}{\partial t} = -\frac{\partial f(u, \nabla u)}{\partial u_i} + \sum_{j=1}^M \frac{\partial}{\partial x_j} \left( \frac{\partial f(u, \nabla u)}{\partial ((u_i)_{x_j})} \right),$$

with the initial conditions  $u_i(0, x) = u_{0,i}(x)$  in  $\Omega$ . On the boundary  $\partial\Omega$ , we can assume Dirichlet boundary conditions  $u_i(t, x) = u_{0,i}(x)$  for  $x \in \partial\Omega$  and  $t > 0$ , or free boundary conditions in the form  $\sum_{j=1}^M \frac{\partial f(u, \nabla u)}{\partial ((u_i)_{x_j})} n_j = 0$ , where  $\vec{n} = (n_1, \dots, n_M)$  is the exterior unit normal to  $\partial\Omega$ .

We formally compute now  $\frac{d}{dt} \int_{\Omega} f(u_1, \dots, u_N, \nabla u_1, \dots, \nabla u_N) dx = \frac{d}{dt} \int_{\Omega} f(u, \nabla u) dx$ , and we show that this quantity is always negative or zero; therefore the energy is decreasing in time:

$$\begin{aligned} & \frac{d}{dt} \int_{\Omega} f(u, \nabla u) dx \\ &= \sum_{i=1}^N \int_{\Omega} \left( \frac{\partial f(u, \nabla u)}{\partial u_i} \right) \left( \frac{\partial u_i}{\partial t} \right) dx + \sum_{i=1}^N \int_{\Omega} \left[ \sum_{j=1}^M \left( \frac{\partial f(u, \nabla u)}{\partial ((u_i)_{x_j})} \right) \left( \frac{\partial (u_i)_{x_j}}{\partial t} \right) \right] dx \\ &= \sum_{i=1}^N \int_{\Omega} \left( \frac{\partial f(u, \nabla u)}{\partial u_i} \right) \left( \frac{\partial u_i}{\partial t} \right) dx + \sum_{i=1}^N \int_{\Omega} \left[ \sum_{j=1}^M \left( \frac{\partial f(u, \nabla u)}{\partial ((u_i)_{x_j})} \right) \left( \frac{\partial (u_i)_t}{\partial x_j} \right) \right] dx \\ &= \sum_{i=1}^N \int_{\Omega} \left( \frac{\partial f(u, \nabla u)}{\partial u_i} \right) \left( \frac{\partial u_i}{\partial t} \right) dx + \sum_{i=1}^N \int_{\Omega} \left\{ -\sum_{j=1}^M \left[ \frac{\partial}{\partial x_j} \left( \frac{\partial f(u, \nabla u)}{\partial ((u_i)_{x_j})} \right) \right] \left( \frac{\partial u_i}{\partial t} \right) \right\} dx \\ & \quad + \sum_{i=1}^N \left\{ \int_{\partial\Omega} \left( \frac{\partial u_i}{\partial t} \right) \left( \sum_{j=1}^M \frac{\partial f(u, \nabla u)}{\partial ((u_i)_{x_j})} n_j \right) dS \right\} \\ &= \sum_{i=1}^N \int_{\Omega} \left( \frac{\partial u_i}{\partial t} \right) \left[ \frac{\partial f(u, \nabla u)}{\partial u_i} - \sum_{j=1}^M \frac{\partial}{\partial x_j} \left( \frac{\partial f(u, \nabla u)}{\partial ((u_i)_{x_j})} \right) \right] dx \\ &= -\sum_{i=1}^N \int_{\Omega} \left( \frac{\partial u_i}{\partial t} \right)^2 dx \leq 0. \end{aligned}$$

**Acknowledgments.** The authors would like to thank Guillermo Sapiro for his interest in this work and for his very useful remarks and suggestions. The authors started to work on this subject after one of his visits at UCLA. We also thank him

for providing us the “clown” picture. We would also like to thank Ron Kimmel for interesting discussions and for pointing out to us some related references. Finally, we are grateful to the first unknown referee for his numerous typographical and stylistic corrections, helping to improve the presentation of the paper.

## REFERENCES

- [1] F. ALOUGES, *A new algorithm for computing liquid crystal stable configurations: The harmonic mapping case*, SIAM J. Numer. Anal., 34 (1997), pp. 1708–1726.
- [2] G. AUBERT AND L. VESE, *A variational method in image recovery*, SIAM J. Numer. Anal., 34 (1997), pp. 1948–1979.
- [3] M. BERTALMIO, G. SAPIRO, L.-T. CHENG, AND S. OSHER, *Variational problems and partial differential equations on implicit surfaces*, in Proceedings of the 1st IEEE Workshop on Variational and Level Set Methods in Computer Vision, Vancouver, BC, Canada, 2001, pp. 186–193.
- [4] M. BERTALMIO, L.-T. CHENG, S. OSHER, AND G. SAPIRO, *Variational problems and partial differential equations on implicit surfaces*, J. Comput. Phys., 174 (2001), pp. 759–780.
- [5] F. BETHUEL, H. BREZIS, AND J.M. CORON, *Relaxed energies for harmonic maps*, in Variational Problems, H. Berestycki, J. M. Coron, and I. Ekeland, eds., Birkhauser, Paris, Basel, 1988.
- [6] F. BETHUEL, H. BREZIS, AND F. HELEIN, *Asymptotics for the minimization of a Ginzburg-Landau functional*, Calc. Var. Partial Differential Equations, 1 (1993), pp. 123–148.
- [7] F. BETHUEL, H. BREZIS, AND F. HELEIN, *Singular limit for the minimization of Ginzburg-Landau functionals*, C. R. Acad. Sci. Paris Sér. I Math., 314 (1992), pp. 891–895.
- [8] H. BREZIS, J.M. CORON, AND E. H. LIEB, *Harmonic maps with defects*, Comm. Math. Phys., 107 (1986), pp. 649–705.
- [9] T. CHAN AND J. SHEN, *Variational restoration of nonflat image features: Models and algorithms*, SIAM J. Appl. Math., 61 (2000), pp. 1338–1361.
- [10] Y. CHEN AND F.-H. LIN, *Remarks on approximate harmonic maps*, Comment. Math. Helv., 70 (1995), pp. 161–169.
- [11] Y. CHEN AND M. STRUWE, *Existence and partial regularity results for the heat flow for harmonic maps*, Math. Z., 201 (1989), pp. 83–103.
- [12] R. COHEN, S.-Y. LIN, AND M. LUSKIN, *Relaxation and gradient methods for molecular orientation in liquid crystals*, Comput. Phys. Comm., 53 (1989), pp. 455–465.
- [13] R. COHEN, R. HARDT, D. KINDERLEHRER, S.-Y. LIN, AND M. LUSKIN, *Minimum energy configurations for liquid crystals: Computational results*, in Theory and Applications of Liquid Crystals, IMA Vol. Math. Appl. 5, Springer-Verlag, New York, 1987, pp. 99–122.
- [14] J.M. CORON AND R. GULLIVER, *Minimizing  $p$ -harmonic maps into spheres*, J. Reine Angew. Math., 401 (1989), pp. 82–100.
- [15] P. COURILLEAU AND F. DEMENGEL, *Heat flow for  $p$ -harmonic maps with values in the circle*, Nonlinear Anal., 41 (2000), pp. 689–700.
- [16] P. COURILLEAU, S. DUMONT, AND R. HADIJI, *Regularity of Minimizing Maps with Values in  $S^2$  and Some Numerical Simulations*, CMLA-ENS Technical report 9905, University of California, Los Angeles, CA, 1999.
- [17] B. DACOROGNA, I. FONSECA, J. MALY, AND K. TRIVISA, *Manifold constrained variational problems*, Calc. Var. Partial Differential Equations, 9 (1999), pp. 185–206.
- [18] W. E AND X.-P. WANG, *Numerical methods for the Landau-Lifshitz equation*, SIAM J. Numer. Anal., 38 (2000), pp. 1647–1665.
- [19] M. GIAQUINTA, G. MODICA, AND J. SOUCEK, *Variational problems for maps of bounded variation with values in  $S^1$* , Calc. Var. Partial Differential Equations, 1 (1993), pp. 87–121.
- [20] R. HARDT, D. KINDERLEHRER, AND M. LUSKIN, *Remarks about the Mathematical Theory of Liquid Crystals*, in Calculus of Variations and Partial Differential Equations, Lecture Notes in Math. 1340, S. Hildebrandt, D. Kinderlehrer, and M. Miranda, eds., Springer-Verlag, New York, 1988, pp. 123–138.
- [21] D. KARAKOS AND P.E. TRAHANIAS, *Generalized multi-channel image-filtering structures*, IEEE Trans. Image Process., 6 (1997), pp. 1038–1045.
- [22] R. KIMMEL, R. MALLADI, AND N. SOCHEN, *Images as embedded maps and minimal surfaces: Movies, color, texture, and volumetric medical images*, Int. J. Comput. Vision, 39 (2000), pp. 111–129.
- [23] R. KIMMEL AND N. SOCHEN, *Orientation diffusion or how to comb a porcupine*, Journal of Visual Communication and Image Representation, 13 (2002), pp. 238–248.
- [24] S.-Y. LIN AND M. LUSKIN, *Relaxation methods for liquid crystal problems*, SIAM J. Numer. Anal., 26 (1989), pp. 1310–1324.

- [25] F. MEMOLI, G. SAPIRO, AND S. OSHER, *Solving Variational Problems and Partial Differential Equations Mapping into General Target Manifolds*, UCLA CAM Report 02-04, University of California, Los Angeles, CA, 2002.
- [26] S. OSHER AND J. SETHIAN, *Fronts propagating with curvature-dependent speed: Algorithms based on Hamilton-Jacobi formulation*, J. Comput. Phys., 79 (1988), pp. 12–49.
- [27] P. PERONA, *Orientation diffusion*, IEEE Trans. Image Process., 7 (1998), pp. 457–467.
- [28] L. RUDIN, S. OSHER, AND E. FATEMI, *Nonlinear total variation based noise removal algorithms*, Phys. D, 60 (1992), pp. 259–268.
- [29] R. SCHOEN AND K. UHLENBECK, *A regularity theory for harmonic maps*, J. Differential Geom., 17 (1982), pp. 307–335.
- [30] R. SCHOEN AND K. UHLENBECK, *Boundary regularity and the Dirichlet problem for harmonic maps*, J. Differential Geom., 18 (1983), pp. 253–268.
- [31] R. SCHOEN AND K. UHLENBECK, *Regularity of minimizing harmonic maps into the sphere*, Invent. Math., 78 (1984), pp. 89–100.
- [32] N. A. SOCHEN AND R. KIMMEL, *Combining a porcupine via stereographic direction diffusion*, in Scale-Space 2001, Lecture Notes in Comput. Sci. 2106, M. Kerckhove, ed., Springer-Verlag, Berlin, 2001, pp. 308–316.
- [33] N. SOCHEN, R. KIMMEL, AND R. MALLADI, *A general framework for low level vision*, IEEE Trans. Image Process., 7 (1998), pp. 310–318.
- [34] M. STRUWE, *On the evolution of harmonic mappings of Riemannian surfaces*, Comment. Math. Helv., 60 (1985), pp. 558–581.
- [35] M. STRUWE, *Variational Methods*, Springer-Verlag, New York, 1990.
- [36] M. STRUWE, *The Evolution of Harmonic Maps: Existence, Partial Regularity and Singularities*, Progr. Nonlinear Differential Equations Appl. 7, Birkhäuser Boston, Boston, MA, 1992, pp. 485–491.
- [37] M. STRUWE, *Uniqueness of harmonic maps with small energy*, Manuscripta Math., 96 (1998), pp. 463–486.
- [38] B. TANG, G. SAPIRO, AND V. CASELLES, *Diffusion of general data on non-flat manifolds via harmonic maps theory: The direction diffusion case*, Int. J. Comput. Vision, 36 (2000), pp. 149–161.
- [39] B. TANG, G. SAPIRO, AND V. CASELLES, *Color image enhancement via chromaticity diffusion*, IEEE Trans. Image Process., 10 (2001), pp. 701–707.
- [40] P. E. TRAHANIAS AND A.N. VENETSANOPOULOS, *Vector directional filters—a new class of multichannel image processing filters*, IEEE Trans. Image Process., 2 (1993), pp. 528–534.
- [41] P. E. TRAHANIAS, D. KARAKOS AND A.N. VENETSANOPOULOS, *Directional processing of color images: Theory and experimental results*, IEEE Trans. Image Process., 5 (1996), pp. 868–880.
- [42] D. TSCHUMPERLE AND R. DERICHE, *Regularization of orthonormal vector sets using coupled PDE's*, in Proceedings of the 1st IEEE Workshop on Variational and Level Set Methods in Computer Vision, Vancouver, BC, Canada, 2001, pp. 3–10.